

# Crafts 'n Snacks

A Monthly Series from Keepsake Curriculum

## November

Craft: Thanksgiving Turkey Hunt Game

Snack: Mayflower Munch Mix

Story Ideas:

"How to Catch a Turkey" by Adam Wallace

"Turkey Trouble" by Wendi Silvano

"Turkey's Escape Plan" by Julia Zheng

"Little Critter: Just a Special Thanksgiving" by Mercer Mayer

# Thanksgiving Turkey Hunt Game

This easy game is a fun way to get ready for Thanksgiving while also prompting our young children to be thoughtful about all the blessings God has already given them!

## Materials:

Thanksgiving Turkey Hunt Game Pieces

White cardstock paper (recommended)




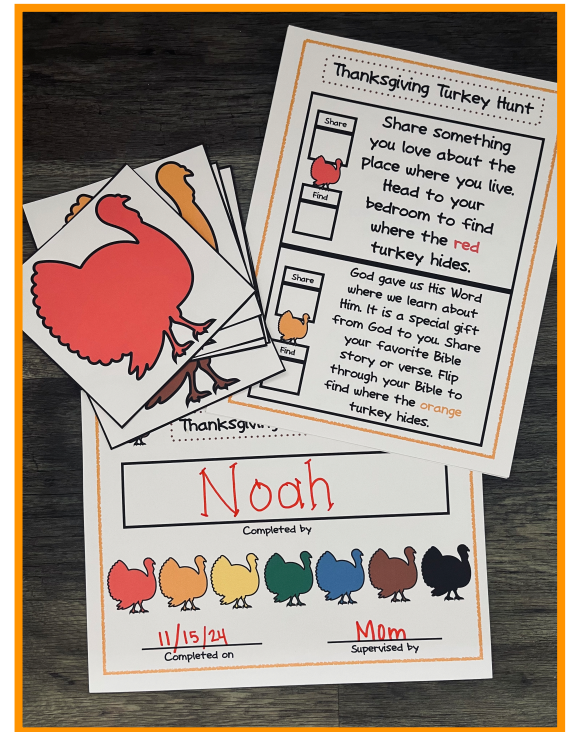
Scissors

Marker/Pen

Reward/Treat (optional)

## Instructions:

1. Print out all the game pages onto white cardstock paper (recommended for sturdiness).
2. Cut out the colored turkeys.
3. Staple the "Turkey Hunt Pages" together.
4. Using a maker or pen, fill in the certificate with your child's name, the date, and your "signature".
5. Pick a reward/treat for finishing the game (completely optional - the certificate can be the reward on its own too!)



## 6. Play the game!



Instructions:



**Before playing, hide the turkeys in their designated places based on the “Turkey Hunt” instructions** (Red Turkey should be hidden somewhere in your child’s bedroom, Orange in a Bible, Yellow in the kitchen, Green in the laundry room, Blue in the family/living room, and Brown on the front door. The certificate should be placed in your mailbox - along with an extra reward/treat if you’re using one in addition to the certificate).



Give your child a pen and the “Thanksgiving Turkey Hunt” pages. Have them follow the instructions in each box/section, sharing the instructions of what they are thankful for and then marking off the “Share” box in that section. They should then head to the indicated room/place to “hunt” for that colored turkey. Once in that room, a game of “hot” and “cold” will be played to help them find the turkey’s location. As they move through the room, use words like “warmer” and “colder” to indicate if they are getting closer to the turkey or further away. Once they find that turkey, mark the “Find” box and move on to the next section.

The final box has them share 3 things they are thankful for before going to the mailbox to collect their certificate and their reward/treat (if using one).











# Thanksgiving Turkey Hunt


Share

Find

Share something you love about the place where you live. Head to your bedroom to find where the **red** turkey hides.


Share

Find

God gave us His Word where we learn about Him. It is a special gift from God to you. Share your favorite Bible story or verse. Flip through your Bible to find where the **orange** turkey hides.

# Thanksgiving Turkey Hunt

Share

Find

God gives us so many tasty things to enjoy. Share some of your favorite foods to eat. Head to the kitchen to find where the **yellow** turkey hides.


Share

Find

Share the names of all the special people in your family. Head to the laundry room to find where the **green** turkey hides.



# Thanksgiving Turkey Hunt


Share



Find

It is a special gift to be part of the family of God. Share your favorite part of going to church. Head to the living/family room to find where the **blue** turkey hides.

Share



Find

Creation shows us so much about God. Share your favorite things to do or see outside. Head to the front door to find where the **brown** turkey hides.

# Thanksgiving Turkey Hunt

Share


Find

Share 3 more things  
that you are  
thankful for today.  
Go to your mailbox  
to find a special  
treat!







Happy Thanksgiving!



Thanksgiving Turkey Hunt




Completed by \_\_\_\_\_



Completed on \_\_\_\_\_

Supervised by \_\_\_\_\_

# Mayflower Munch Mix



## Ingredients:

3 cups Chex cereal  
1 cup pretzel sticks  
1 cup candy corn  
1/2 cup M&Ms candy  
1/2 cup raisins

## Directions:


1. Mix everything in a bowl and enjoy!

\* This recipe was found at [stockpilingmoms.com](http://stockpilingmoms.com)


# Fall Read-Alouds for Kids

\*\*\*Note to Parents: These books are merely suggestions. Keepsake Curriculum does not endorse or review them.


Research as necessary before reading with your children\*\*\*




“How to Catch a Turkey” by Adam Wallace - A turkey is running loose in a school right before a Thanksgiving play. Can YOU help catch it so the show can go on? Follow along as students turn their school upside down trying to catch the turkey, ending with a twist that ensures no turkeys are harmed (or eaten!). (Amazon description)



“Turkey Trouble” by Wendi Silvano - Turkey is in trouble. Bad trouble. The kind of trouble where it's almost Thanksgiving...and you're the main course. But Turkey has an idea—what if he doesn't look like a turkey? What if he looks like another animal instead? After many hilarious attempts, Turkey comes up with the perfect disguise to make this Thanksgiving the best ever! (Amazon description)



“Turkey's Escape Plan” by Julia Zheng - Turkey from Cranberry Farm hears that he will be eaten for Thanksgiving dinner. Fearing for his life, he comes up with some escape plans and turns to his friends for help. However, on Thanksgiving evening, Turkey is safe and sound. Curious to know why? Find out the answers in “Turkey's Escape Plan”. (Amazon description)



“Just a Special Thanksgiving” by Mercer Mayer - From the school play to a surprise dinner for all of Critterville, celebrate along with Little Critter and his family as they give thanks this holiday. Starring Mercer Mayer's classic, loveable character, “Little Critter: Just a Special Thanksgiving” is a funny Thanksgiving book for kids that's sure to be a hit. (Amazon description)